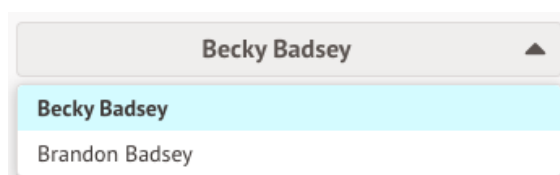
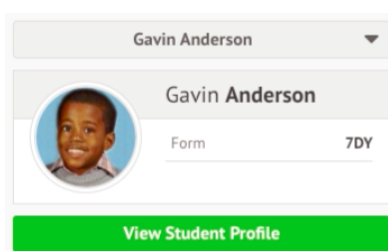


## How to Log Test Results on the Parent Portal

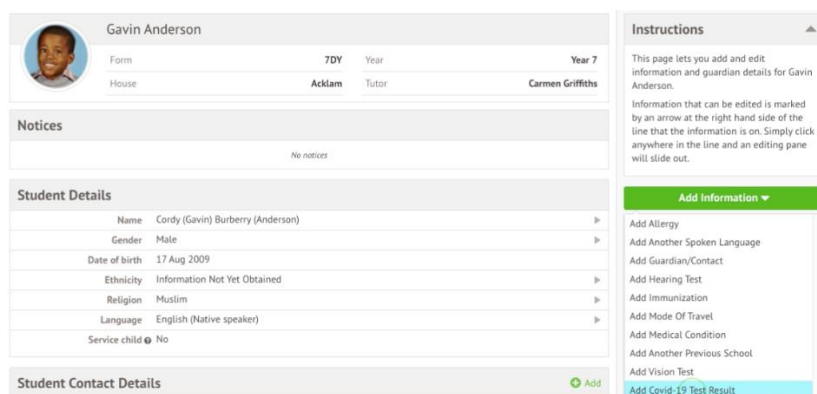
If you have more than one child at the school, first select which child you want to record the test for using the drop-down menu at the top left of your page.



Then click the **View Student Profile** button to go to their profile.



Click **Add information** and select **Add Covid-19 Test Result**.



Add the date and time the test was taken, the test type, the barcode, the result and add any notes, then click **Save**. Please note the time must be in 24 hour format with a colon “:” between the hour and minute figures e.g 08:00 or 14:00.

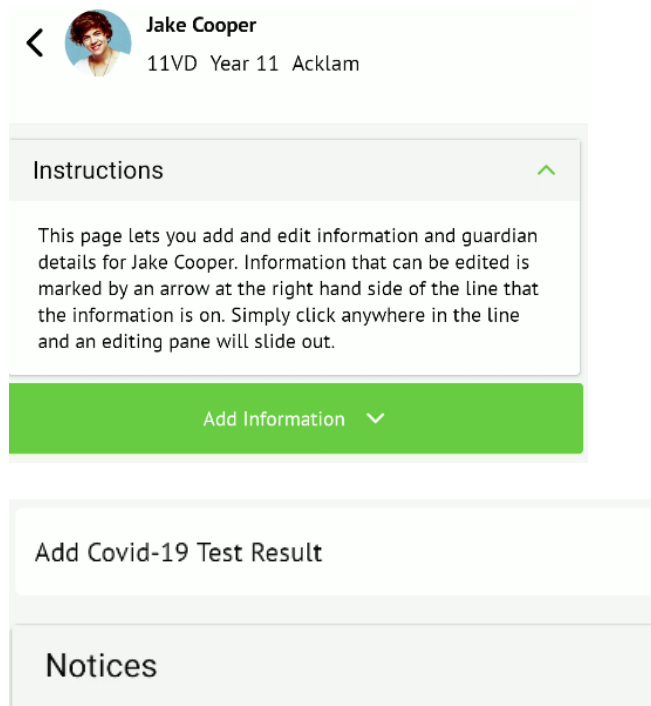
### Add COVID-19 Test Result

Test date*	17th Mar 2021
Test time*	08:00
Test type*	Lateral Flow Device (LFD)
Barcode*	
Result*	Negative
Notes	


Cancel Save

## How to Log Test Results on the Arbor App


Go to their profile and click **Add information** and select **Add Covid-19 Test Result**.



**Jake Cooper**  
11VD Year 11 Acklam

**Instructions** 

This page lets you add and edit information and guardian details for Jake Cooper. Information that can be edited is marked by an arrow at the right hand side of the line that the information is on. Simply click anywhere in the line and an editing pane will slide out.

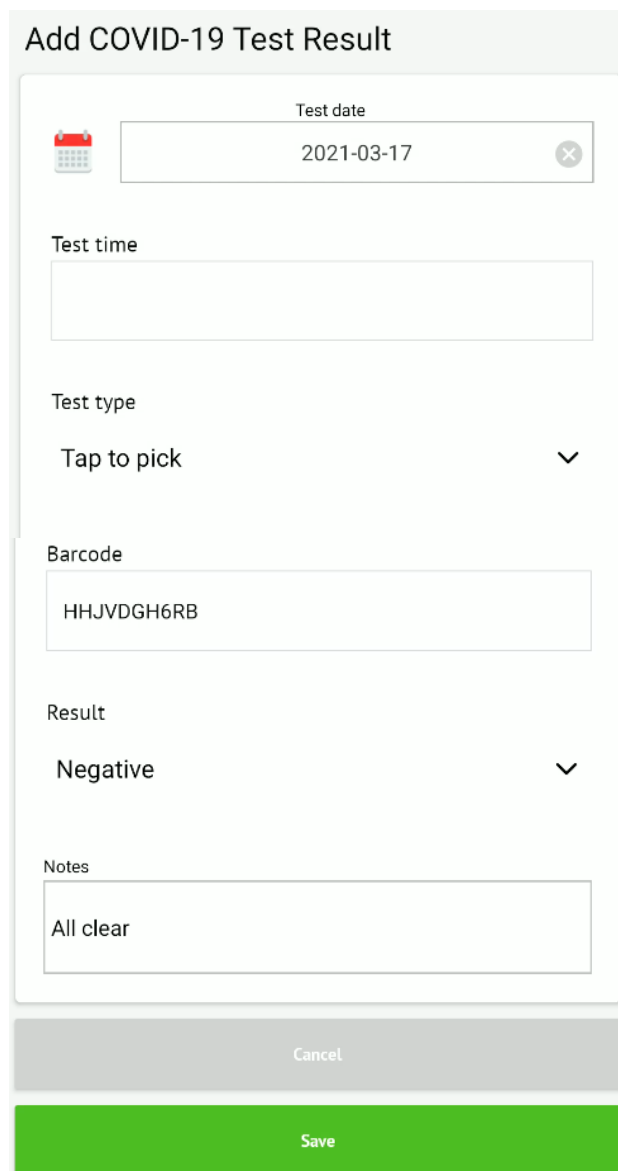
**Add Information** 

**Add Covid-19 Test Result**



**Notices**

Add the date and time the test was taken, the test type, the barcode, the result and add any notes, then click **Save**.


Please note the time must be in 24 hour format with a colon ":" between the hour and minute figures e.g 08:00 or 14:00.




**Add COVID-19 Test Result**

**Test date**  
 2021-03-17 

**Test time**

**Test type**  
Tap to pick 

**Barcode**  
HHJVDPGH6RB

**Result**  
Negative 

**Notes**  
All clear

**Cancel**

**Save**